

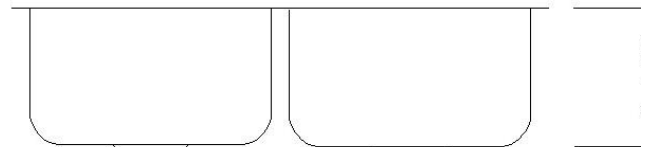
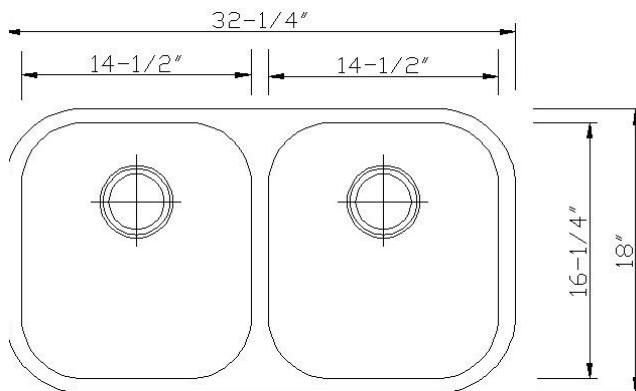


Florence (50 / 50 Double Bowl)

- Premium 304 Grade Stainless Steel
- 18 Gauge Thickness
- Cico sound control pad
- Bead Blast Finish
- UPC Certified
- Manufactured in South Korea



* Supplied with cutout template, fasteners and install instruction

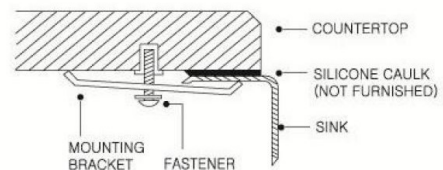


Dimensions

	Width	Length	Depth
Overall	32 1/4" (820mm)	18" (458mm)	8 1/4" (210mm)
Inner	29" (737mm)	16 1/4" (413mm)	8 1/4" (210mm)

*Metric conversions are approximate
** Dimensions can vary by 1/16"

Install Instructions



Use outside lines for reveal mount cut:
Sink rim is 1/4" revealed from the countertop opening.
Use inside lines for flush mount cut:
Sink wall is flush to the edge of countertop opening.